



P14 2FW Thermo_5

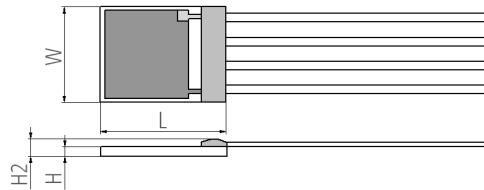
Capacitive Humidity Sensor

Optimal for dew point applications

Benefits & Characteristics

- Fast recovery time
- Temperature measurement on-chip
- Wide temperature range
- Condensation resistance
- High chemical resistance
- Heating of humidity sensor (humidity sensor and heater on one chip)
- Very low drift
- High humidity stability
- Customer-specific sensor available upon request

Illustration¹⁾



1) For actual size, see dimensions

Technical Data

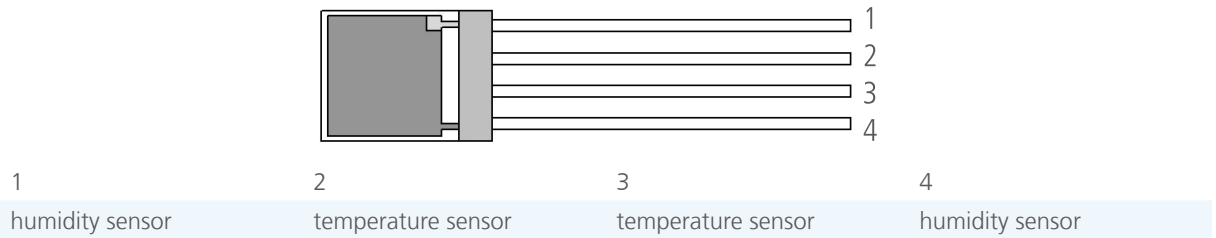
Dimensions (L x W x H / H2 in mm):	5.0 x 3.8 x 0.4 / 0.8
Operating humidity range:	0 % RH to 100 % RH (maximal dew point +85 °C)
Operating temperature range:	-50 °C to +150 °C
Heater/temperature sensor:*	Pt100
Heater/temperature sensor accuracy:	IEC 60751 F0.3 (class B)
Capacitance (C ₃₀):*	150 pF ±50 pF (at 30 % RH and +23 °C)
Typical sensitivity (at C ₃₀ = 150 pF):	0.25 pF/% RH (15 % RH to 90 % RH)
Loss factor:	< 0.01 (at 23 °C, at 10 kHz, at 90 % RH)
Linearity error:	< 1.5 % RH (15 % RH to 90 % RH at +23 °C after one point calibration)
Hysteresis:	< 1.5 % RH
Response time t ₆₃ :	< 6 s (50 % RH to 0 % RH at +23 °C)
Temperature dependence (nominal):	$\Delta \% RH = (B1 \times \% RH + B2) \times T [^{\circ}C] + (B3 \times \% RH + B4)$ B1 = 0.0014 [1/°C] B2 = 0.1325 [% RH/°C] B3 = -0.0317 B4 = -3.0876 [% RH]
Measurement frequency range:	1 kHz to 100 kHz (recommended 10 kHz)
Maximal supply voltage:	< 12 V _{pp} AC
Signal form:	alternating signal without DC bias
Connection:*	Ni/Au-flat wire
Packaging:	packed in a blister of 5 pcs



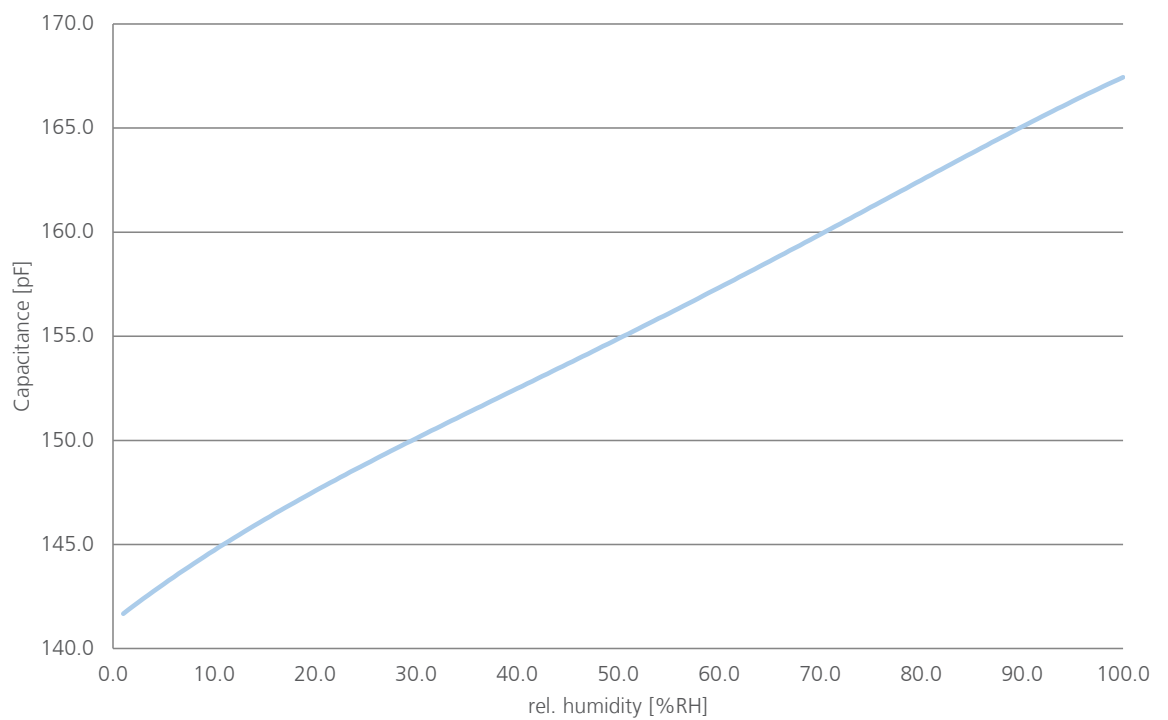
* Customer-specific alternatives available

The calibration of the sensor must be done 5 days after soldering at the earliest.

Pin Assignment



Characteristic Curve





Product Photo



Order Information - Ni/Au-flat wire

Nominal resistance: 100 Ω at 0 °C

	P14 2FW Thermo_5 (P0K1)
Order code	153419
Mouser Product number	916-153419



Innovative Sensor Technology IST AG, Stegrütistrasse 14, 9642 Ebnat-Kappel, Switzerland
Phone: +41 71 992 01 00 | Fax: +41 71 992 01 99 | Email: info@ist-ag.com | www.ist-ag.com

All mechanical dimensions are valid at 25 °C ambient temperature, if not differently indicated • All data except the mechanical dimensions only have information purposes and are not to be understood as assured characteristics • Technical changes without previous announcement as well as mistakes reserved • The information on this data sheet was examined carefully and will be accepted as correct; No liability in case of mistakes • Load with extreme values during a longer period can affect the reliability • The material contained herein may not be reproduced, adapted, merged, translated, stored, or used without the prior written consent of the copyright owner • Typing errors and mistakes reserved • Product specifications are subject to change without notice • All rights reserved

DHP14 2FW Thermo_5 | Humidity Sensor | P14 2FW Thermo